


LANCASTER SPREADER MFG.



Established 1992



Kirkwood, PA

Heavy Duty PTO Spreaders



P85




P125




P185

Options




Hydraulic Tailgate




Litter Pan



Steel Wheel



Engine



Heavy Duty Ground Drive Spreaders



G110



G100

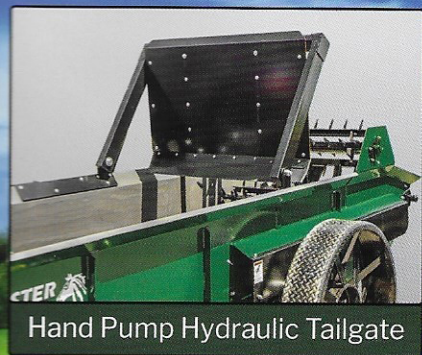


G85




G85-4

Options




Hand Pump Hydraulic Tailgate



Litter Pan



Steel Wheel with Cleats



Compact Spreaders



P50



G65



G50




G25

Options



Manual Tailgate



Wheel Jack



Diamond Plate Steel Wheel



Front Axle with Seat
(Not Available for P50)




Litter Pan



Why buy a Lancaster Spreader?

- **Replaceable wear plates**
Eliminates rust on the bottom corner of the bed
- **Beater chain guide**
Avoids disengagement
- **Commercial bed liner**
Extends bed life
- **Roller chain**
Ensures positive engagement
- **Sandblasted steel beds**
Better paint adhesion prevents rust
- **Three beater system**
Eliminates chunks of manure in the field
- **Two (2) year warranty**
Provides peace of mind



The beater chain guide ensures that the chain engages every time. No more trying several times to get it to engage. Saves time and frustration!

Standard Specifications

- Three beaters on the spreader models 85, 100, 110, 125, and 185
- Two beaters on spreader models 25, 50, and 65
- Variable web speed
- Variable flow hydraulic web on spreader model 185
- Simple rope system for smaller PTO spreaders
- Special cor-ten steel constructed bed
- Poly, tongue & groove flooring
- Grease points, easy accessible

Model Number	Total Size L x W (Inches)	Box Size L x W x D (Inches)	Box Height at Wheels (Inches)	Heaped Capacity* (Cu. Ft.)	Weight** (Pounds)	Minimum Horsepower Required
P185	245 x 92	140 x 60 x 24	48	175	3175	40
P125	224 x 79.5	122 x 47 x 24	47	115	2250	35
P85	202 x 69.5	96 x 41 x 20	42	75	1670	25
P50	144 x 54	76 x 35 x 18	37	40	920	20
G110	198 x 79.5	114 x 47 x 23	45	105	2100	35
G100	198 x 73.5	114 x 41 x 23	45	95	2000	30
G85	186 x 73.5	100 x 41 x 20	41	75	1670	25
G65	156 x 60	96 x 35 x 18	36	55	1050	22
G50	132 x 56	76 x 35 x 18	34	40	920	20
G25	116 x 49	60 x 28 x 16	32	25	690	18

*Heaped capacity = approximate cu. ft.

**Weight = approximate pounds without any additional options

New Spreader Coming Soon!



New spinner system
will provide better
distribution in the field

Will be
available in
Engine or PTO

